Histogramas de Amplitude com Canais Bipolares

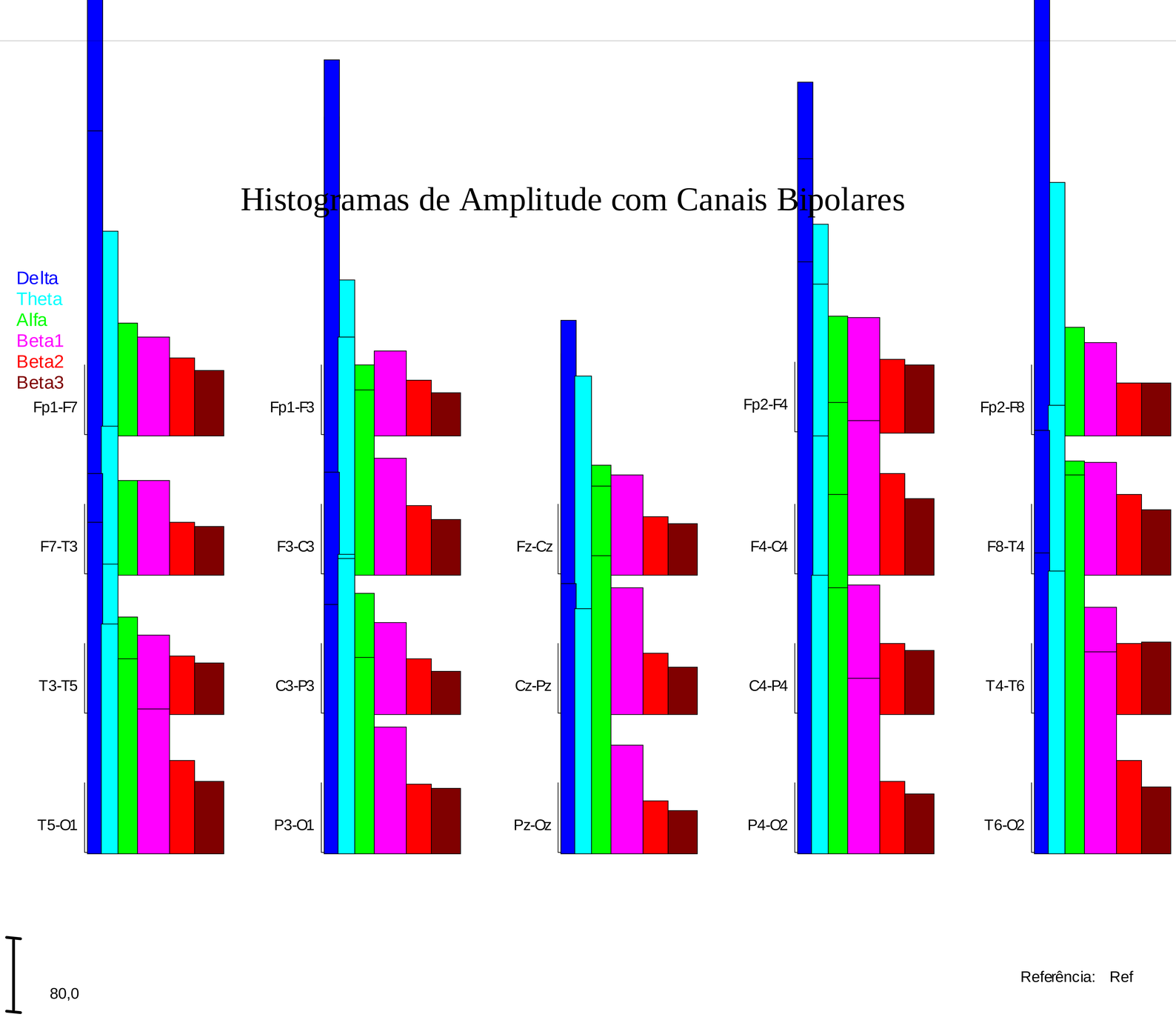

Referência: Ref

Nome do Paciente: ANA LAURA COSTA N. DE SOUZA

Seleção: 1-Repouso

Nº de Épocas: 3

Sexo: F

Idade: 8 a e 0 m

Data: 25/ 09/ 2024

Paciente: ANA LAURA COSTA N. DE SOUZA

Idade: 8 a e 0 m

Sexo: F

Data: 25/09/2024

Seleção: 1-Repouso

Qtd. de Seleções: 3

Referência: Ref

Amplitude Absoluta - Faixas Estreitas

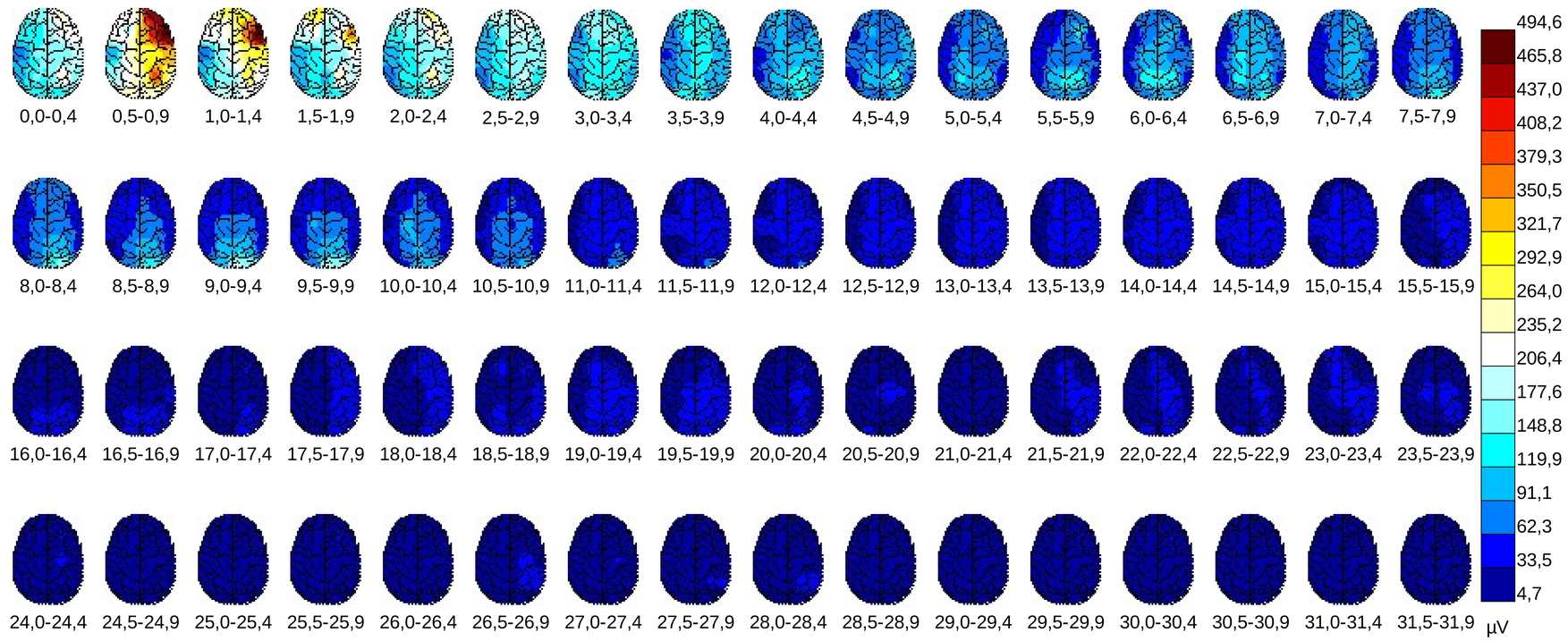

Amplitude Absoluta - Faixas Clássicas

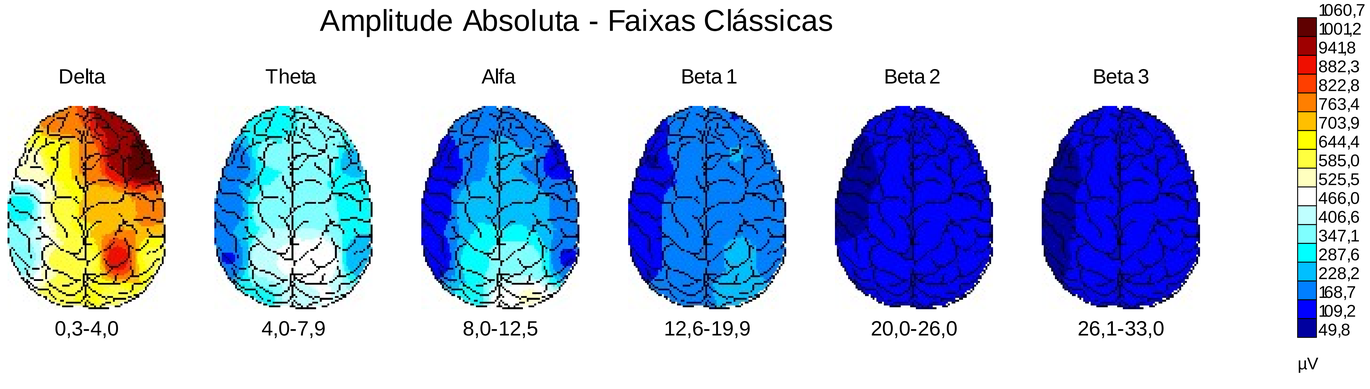

Nome: ANA LAURA COSTA N. DE SOUZA

Idade: 8 a e 0 m

Sexo: F

Data: 25/09/2024

Seleção: 1-Repouso

N. Épocas: 3

Referência: Ref

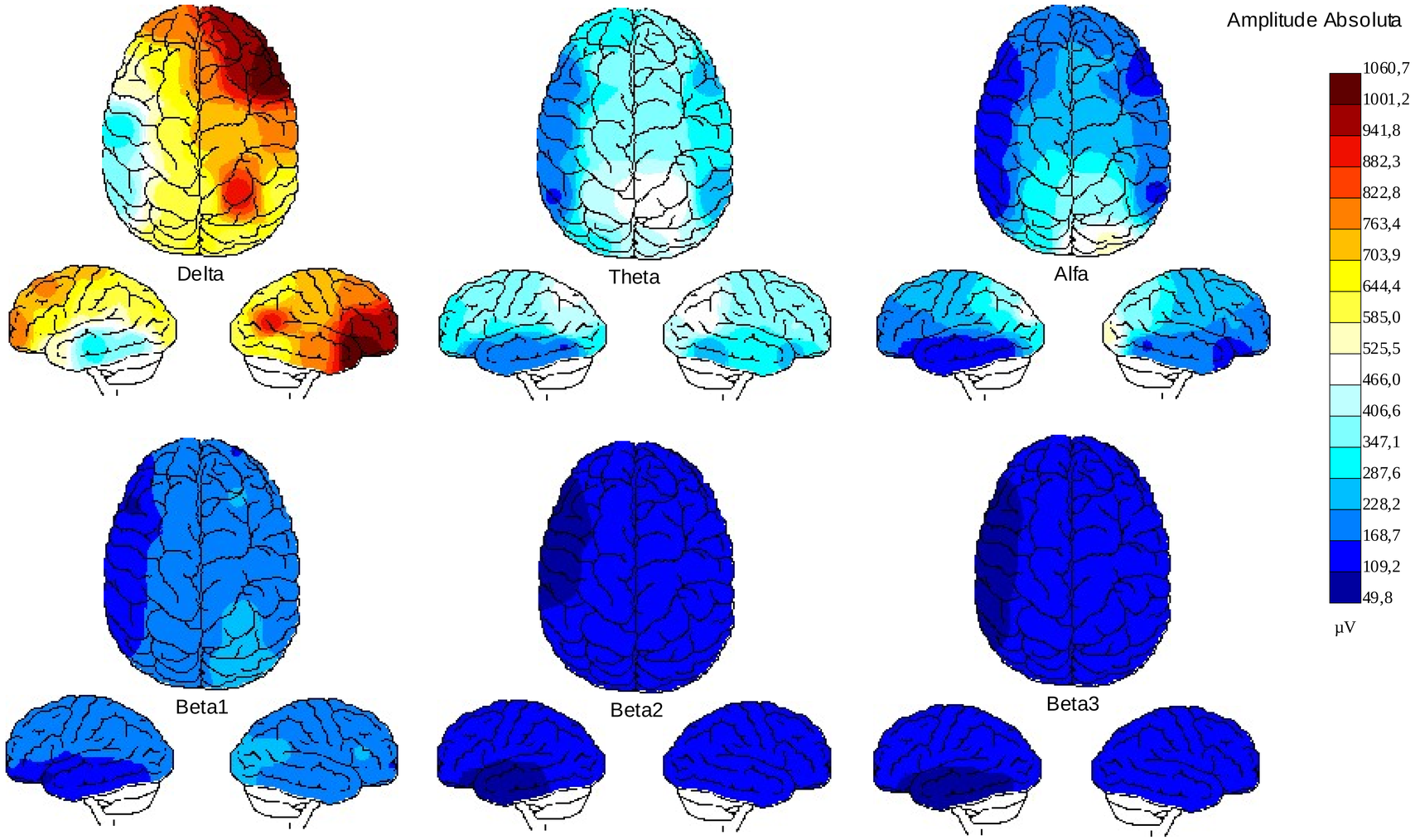

Espectro Médio de Amplitude Absoluta

Delta
Theta
Alfa
Beta1
Beta2
Beta3

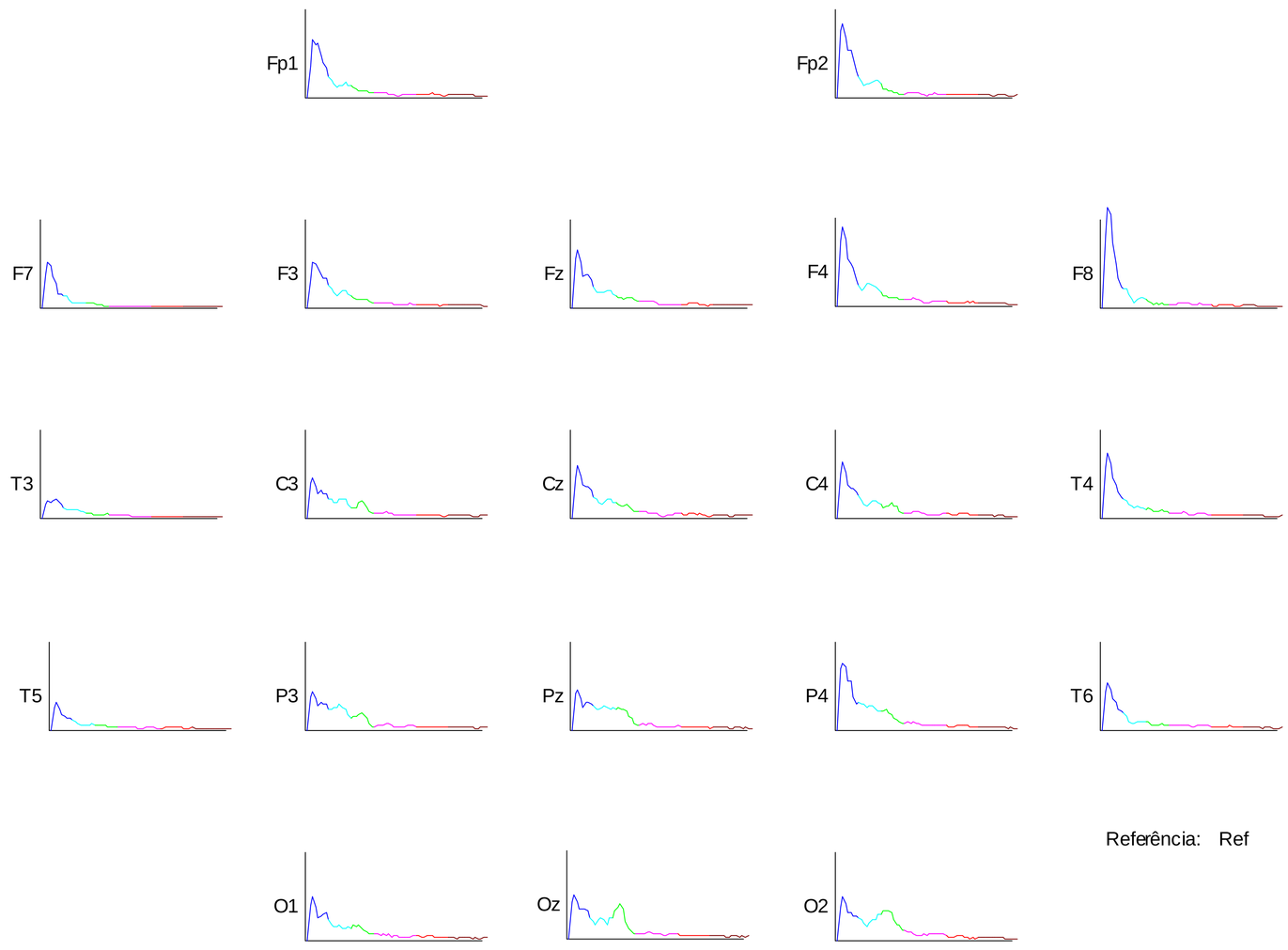

200,0

Referência: Ref

Nome do Paciente: ANA LAURA COSTA N. DE SOUZA

Seleção: 1-Repouso

Nº de Épocas: 3

Sexo: F

Idade: 8 a e 0 m

Data: 25/ 09/ 2024

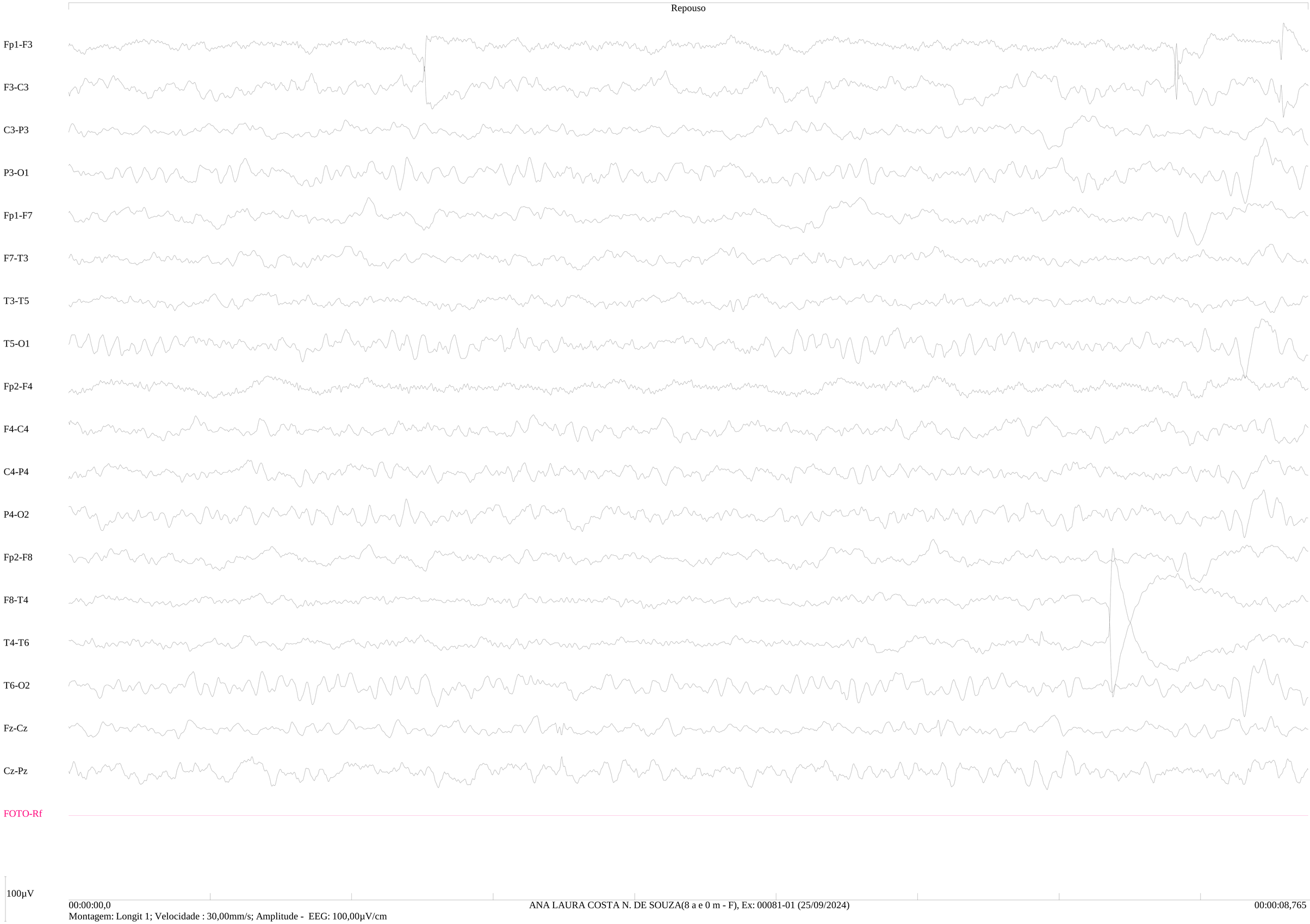
Repouso
Fp1-F3
F3-C3
C3-P3
P3-O1
Fp1-F7
F7-T3
T3-T5
T5-O1
Fp2-F4
F4-C4
C4-P4
P4-O2
Fp2-F8
F8-T4
T4-T6
T6-O2
Fz-Cz
Cz-Pz
FOTO-Rf
100µV
00:00:00,0
ANA LAURA COSTA N. DE SOUZA(8 a e 0 m - F), Ex: 00081-01 (25/09/2024)
00:00:08,765
Montagem: Longit 1; Velocidade : 30,00mm/s; Amplitude - EEG: 100,00µV/cm

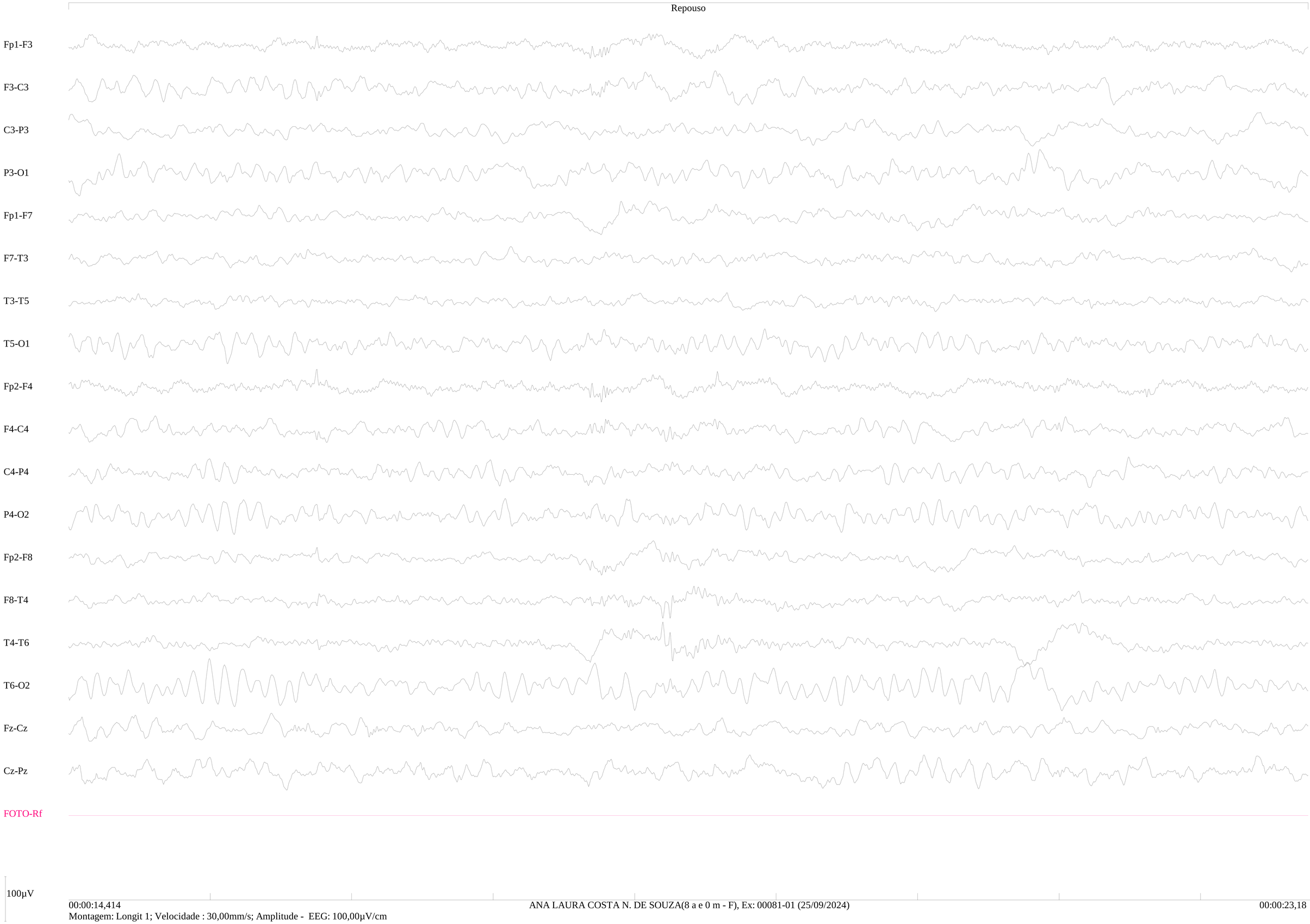
Repouso
Fp1-F3
F3-C3
C3-P3
P3-O1
Fp1-F7
F7-T3
T3-T5
T5-O1
Fp2-F4
F4-C4
C4-P4
P4-O2
Fp2-F8
F8-T4
T4-T6
T6-O2
Fz-Cz
Cz-Pz
FOTO-Rf
100µV
00:00:14,414
ANA LAURA COSTA N. DE SOUZA(8 a e 0 m - F), Ex: 00081-01 (25/09/2024)
00:00:23,18
Montagem: Longit 1; Velocidade : 30,00mm/s; Amplitude - EEG: 100,00µV/cm

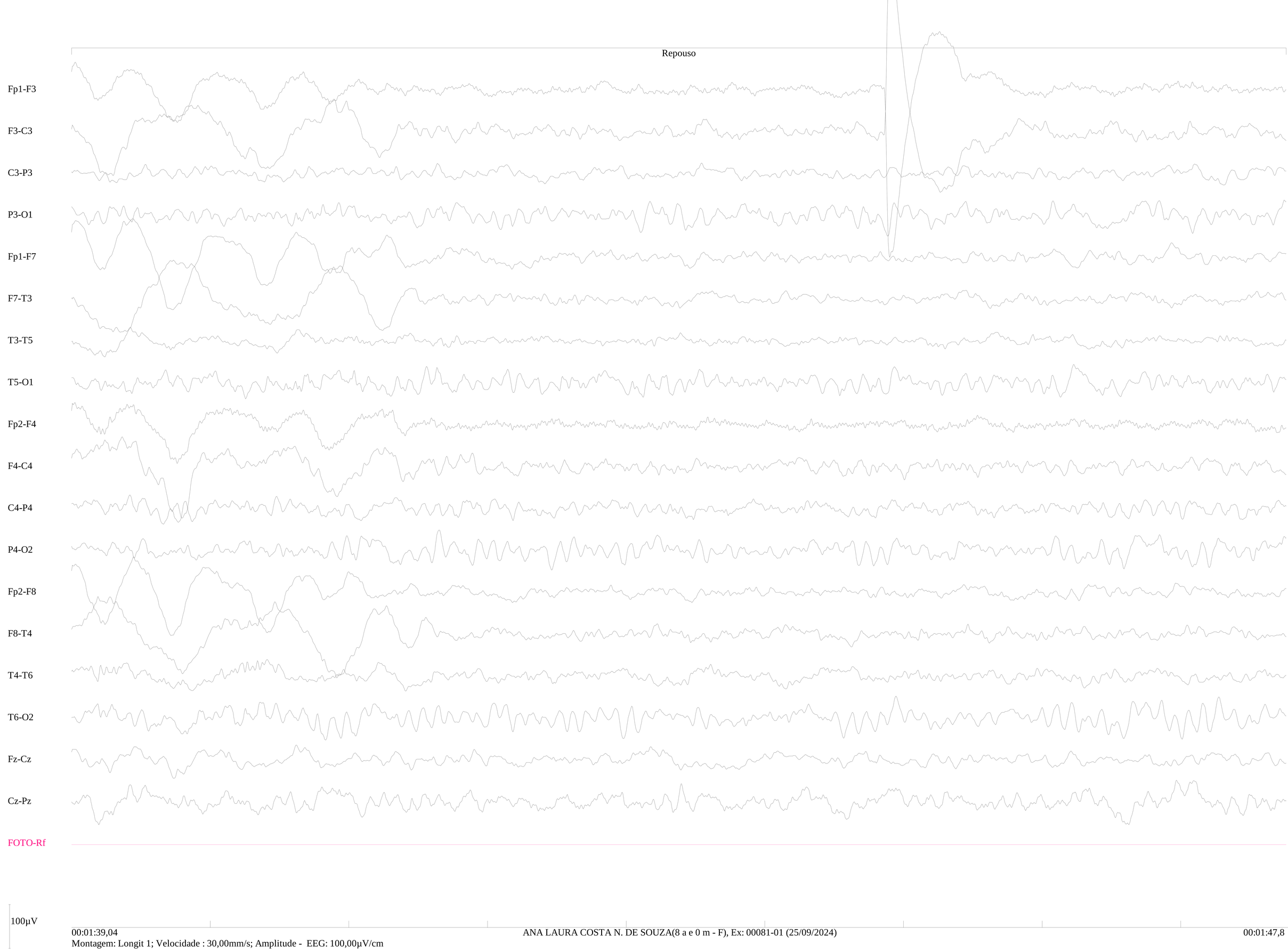
Repouso
Fp1-F3
F3-C3
C3-P3
P3-O1
Fp1-F7
F7-T3
T3-T5
T5-O1
Fp2-F4
F4-C4
C4-P4
P4-O2
Fp2-F8
F8-T4
T4-T6
T6-O2
Fz-Cz
Cz-Pz
FOTO-Rf
100µV
00:01:39,04
ANA LAURA COSTA N. DE SOUZA(8 a e 0 m - F), Ex: 00081-01 (25/09/2024)
00:01:47,8
Montagem: Longit 1; Velocidade : 30,00mm/s; Amplitude - EEG: 100,00µV/cm

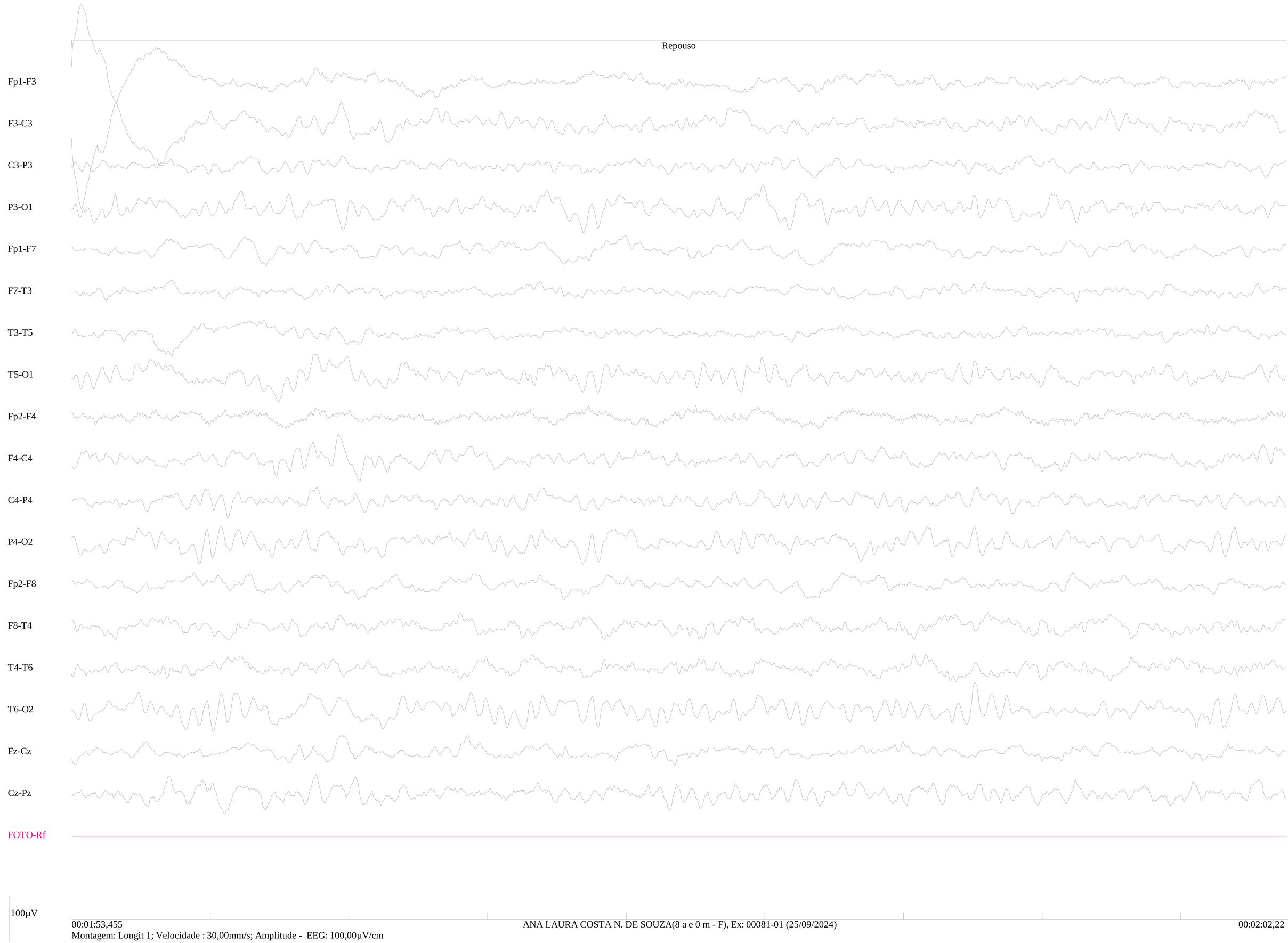
Repouso
Fp1-F3
F3-C3
C3-P3
P3-O1
Fp1-F7
F7-T3
T3-T5
T5-O1
Fp2-F4
F4-C4
C4-P4
P4-O2
Fp2-F8
F8-T4
T4-T6
T6-O2
Fz-Cz
Cz-Pz
FOTO-Rf
100µV
00:01:53,455
ANA LAURA COSTA N. DE SOUZA(8 a e 0 m - F), Ex: 00081-01 (25/09/2024)
00:02:02,22
Montagem: Longit 1; Velocidade : 30,00mm/s; Amplitude - EEG: 100,00µV/cm

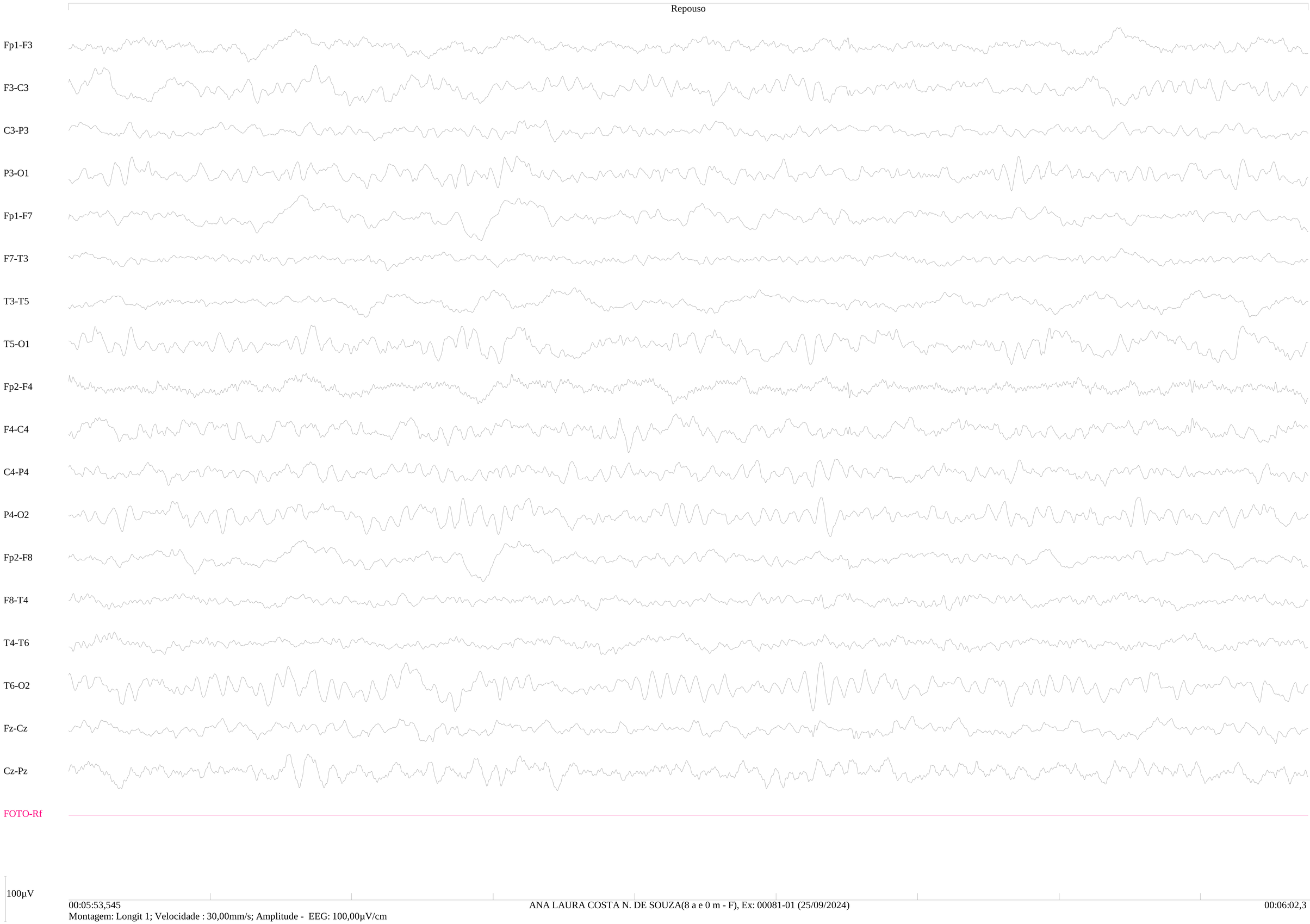
Repouso
Fp1-F3
F3-C3
C3-P3
P3-O1
Fp1-F7
F7-T3
T3-T5
T5-O1
Fp2-F4
F4-C4
C4-P4
P4-O2
Fp2-F8
F8-T4
T4-T6
T6-O2
Fz-Cz
Cz-Pz
FOTO-Rf
100µV
00:05:53,545
ANA LAURA COSTA N. DE SOUZA(8 a e 0 m - F), Ex: 00081-01 (25/09/2024)
00:06:02,3
Montagem: Longit 1; Velocidade : 30,00mm/s; Amplitude - EEG: 100,00µV/cm

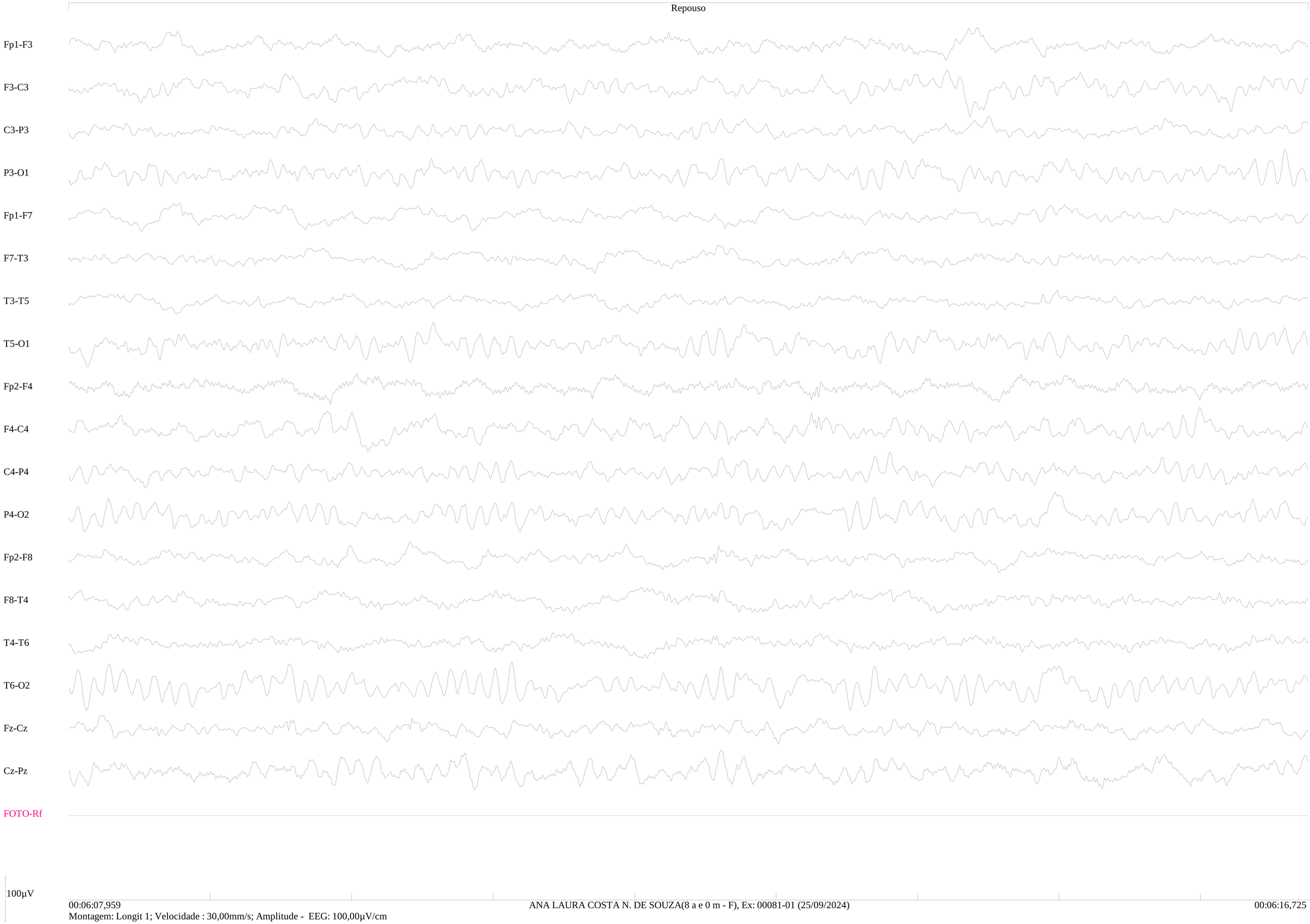
Repouso
Fp1-F3
F3-C3
C3-P3
P3-O1
Fp1-F7
F7-T3
T3-T5
T5-O1
Fp2-F4
F4-C4
C4-P4
P4-O2
Fp2-F8
F8-T4
T4-T6
T6-O2
Fz-Cz
Cz-Pz
FOTO-Rf
100µV
00:06:07,959
ANA LAURA COSTA N. DE SOUZA(8 a e 0 m - F), Ex: 00081-01 (25/09/2024)
00:06:16,725
Montagem: Longit 1; Velocidade : 30,00mm/s; Amplitude - EEG: 100,00µV/cm

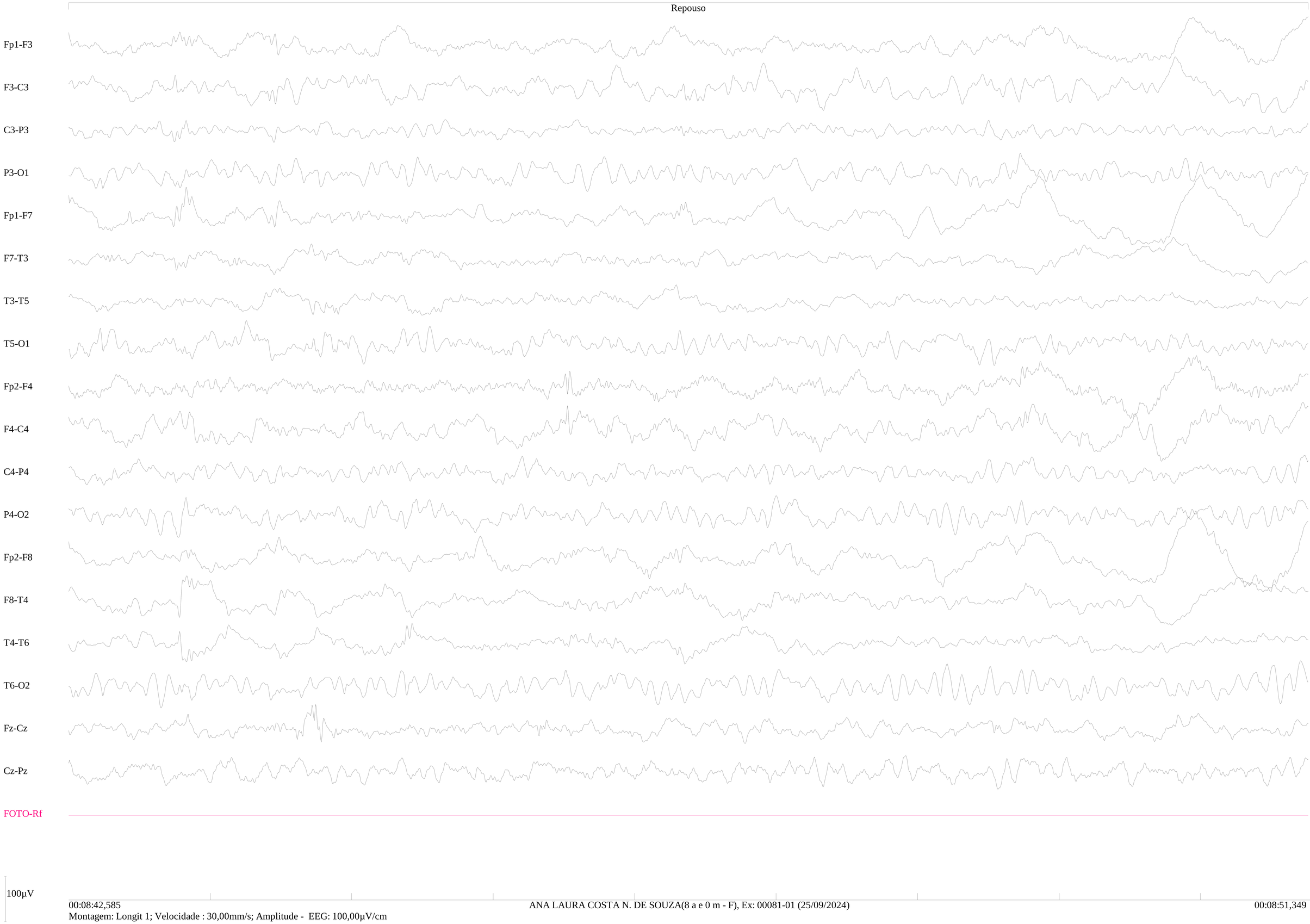
Repouso
Fp1-F3
F3-C3
C3-P3
P3-O1
Fp1-F7
F7-T3
T3-T5
T5-O1
Fp2-F4
F4-C4
C4-P4
P4-O2
Fp2-F8
F8-T4
T4-T6
T6-O2
Fz-Cz
Cz-Pz
FOTO-Rf
100µV
00:08:42,585
ANA LAURA COSTA N. DE SOUZA(8 a e 0 m - F), Ex: 00081-01 (25/09/2024)
00:08:51,349
Montagem: Longit 1; Velocidade : 30,00mm/s; Amplitude - EEG: 100,00µV/cm

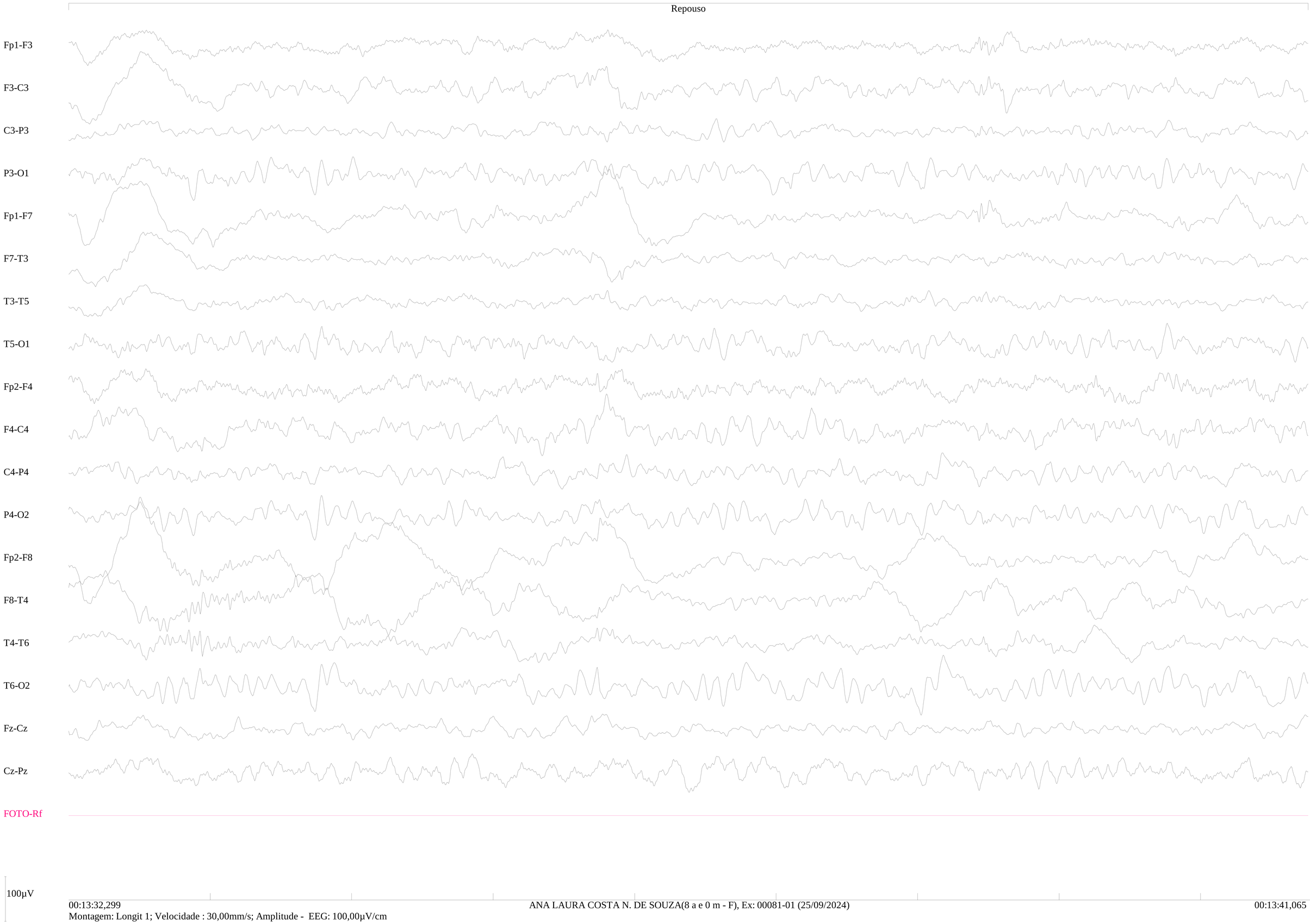
Repouso
Fp1-F3
F3-C3
C3-P3
P3-O1
Fp1-F7
F7-T3
T3-T5
T5-O1
Fp2-F4
F4-C4
C4-P4
P4-O2
Fp2-F8
F8-T4
T4-T6
T6-O2
Fz-Cz
Cz-Pz
FOTO-Rf
100µV
00:13:32,299
ANA LAURA COSTA N. DE SOUZA(8 a e 0 m - F), Ex: 00081-01 (25/09/2024)
00:13:41,065
Montagem: Longit 1; Velocidade : 30,00mm/s; Amplitude - EEG: 100,00µV/cm

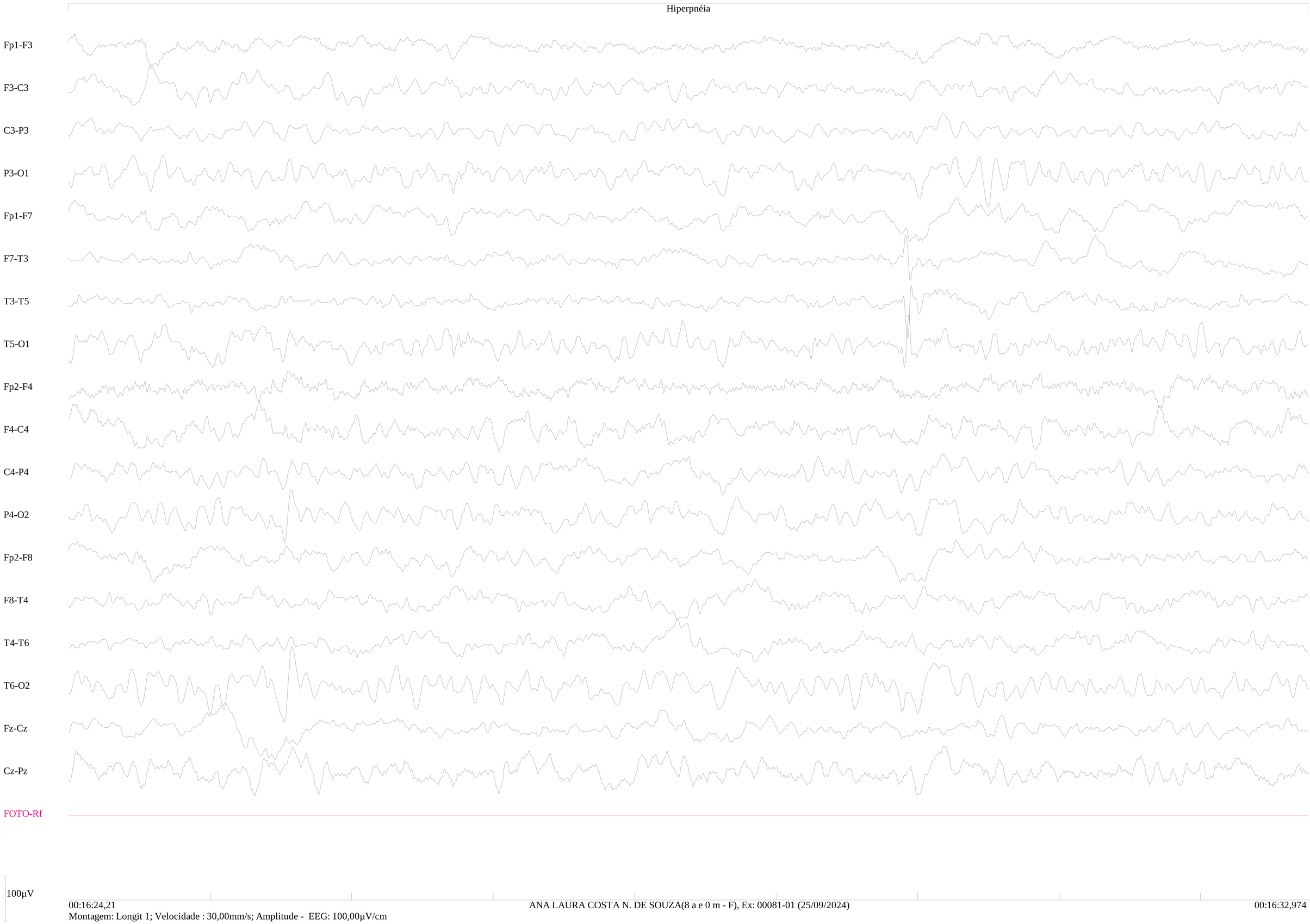
Hiperpnéia
Fp1-F3
F3-C3
C3-P3
P3-O1
Fp1-F7
F7-T3
T3-T5
T5-O1
Fp2-F4
F4-C4
C4-P4
P4-O2
Fp2-F8
F8-T4
T4-T6
T6-O2
Fz-Cz
Cz-Pz
FOTO-Rf
100µV
00:16:24,21
ANA LAURA COSTA N. DE SOUZA(8 a e 0 m - F), Ex: 00081-01 (25/09/2024)
00:16:32,974
Montagem: Longit 1; Velocidade : 30,00mm/s; Amplitude - EEG: 100,00µV/cm

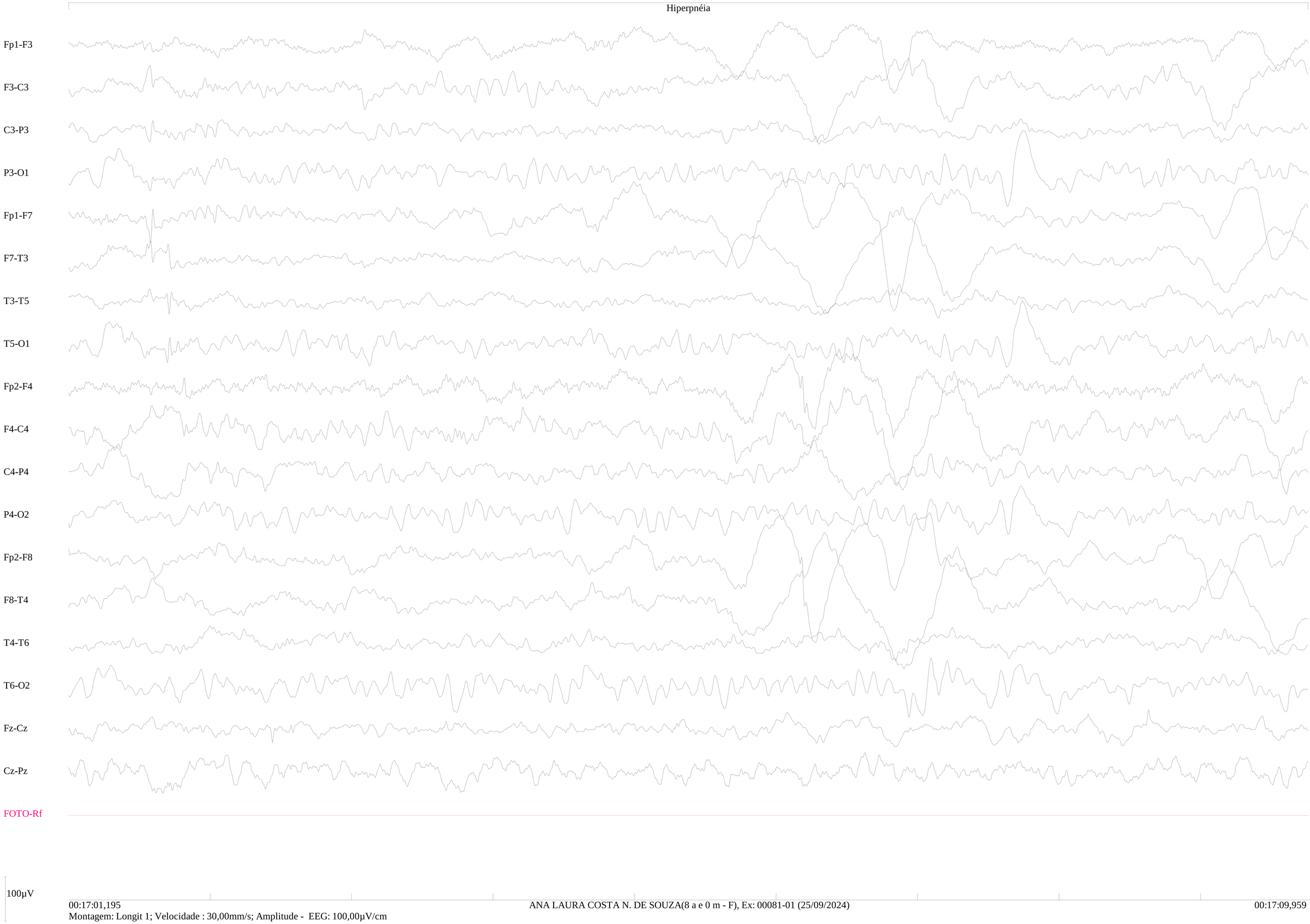
Hiperpnéia
Fp1-F3
F3-C3
C3-P3
P3-O1
Fp1-F7
F7-T3
T3-T5
T5-O1
Fp2-F4
F4-C4
C4-P4
P4-O2
Fp2-F8
F8-T4
T4-T6
T6-O2
Fz-Cz
Cz-Pz
FOTO-Rf
100µV
00:17:01,195
ANA LAURA COSTA N. DE SOUZA(8 a e 0 m - F), Ex: 00081-01 (25/09/2024)
00:17:09,959
Montagem: Longit 1; Velocidade : 30,00mm/s; Amplitude - EEG: 100,00µV/cm

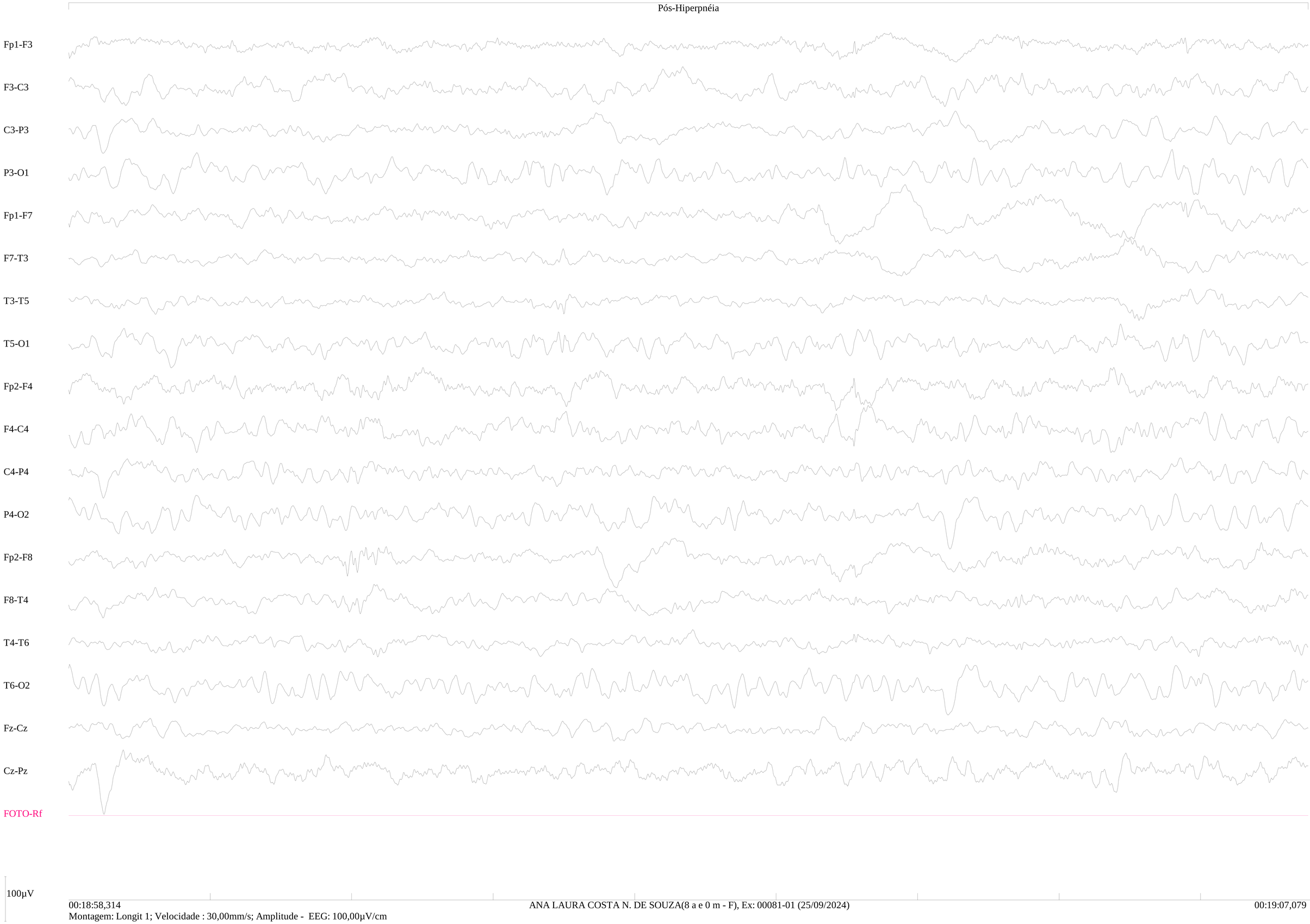
Pós-Hiperpnéia
Fp1-F3
F3-C3
C3-P3
P3-O1
Fp1-F7
F7-T3
T3-T5
T5-O1
Fp2-F4
F4-C4
C4-P4
P4-O2
Fp2-F8
F8-T4
T4-T6
T6-O2
Fz-Cz
Cz-Pz
FOTO-Rf
100µV
00:18:58,314
ANA LAURA COSTA N. DE SOUZA(8 a e 0 m - F), Ex: 00081-01 (25/09/2024)
00:19:07,079
Montagem: Longit 1; Velocidade : 30,00mm/s; Amplitude - EEG: 100,00µV/cm

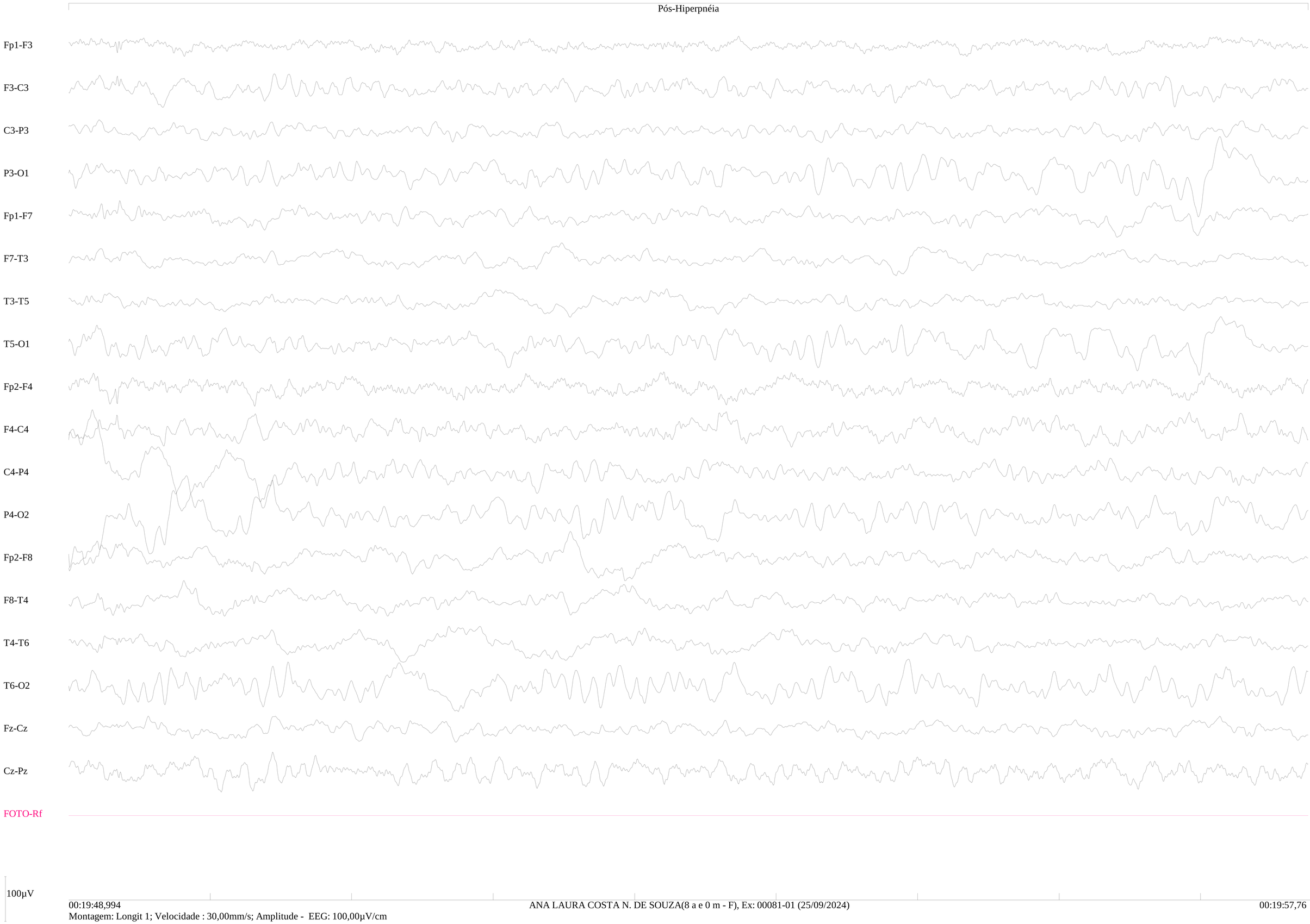
Pós-Hiperpnéia
Fp1-F3
F3-C3
C3-P3
P3-O1
Fp1-F7
F7-T3
T3-T5
T5-O1
Fp2-F4
F4-C4
C4-P4
P4-O2
Fp2-F8
F8-T4
T4-T6
T6-O2
Fz-Cz
Cz-Pz
FOTO-Rf
100µV
00:19:48,994
ANA LAURA COSTA N. DE SOUZA(8 a e 0 m - F), Ex: 00081-01 (25/09/2024)
00:19:57,76
Montagem: Longit 1; Velocidade : 30,00mm/s; Amplitude - EEG: 100,00µV/cm